



(12) **United States Patent**  
**Hunter et al.**

(10) **Patent No.:** **US 10,574,085 B2**  
(45) **Date of Patent:** **\*Feb. 25, 2020**

(54) **POWER SUPPLY UNIT**

(56) **References Cited**

(71) Applicant: **IPS GROUP INC.**, San Diego, CA  
(US)

U.S. PATENT DOCUMENTS

(72) Inventors: **Stephen John Hunter**, Randpark  
Extension (ZA); **Andre Malan**  
**Joubert**, Edenvale (ZA)

2,161,046 A 6/1939 Hitzeman  
2,822,682 A 2/1958 Sollenberger  
(Continued)

FOREIGN PATENT DOCUMENTS

(73) Assignee: **IPS GROUP INC.**, San Diego, CA  
(US)

CA 2377010 A1 10/2001  
CA 2363915 A1 5/2003  
(Continued)

(\*) Notice: Subject to any disclaimer, the term of this  
patent is extended or adjusted under 35  
U.S.C. 154(b) by 327 days.  
  
This patent is subject to a terminal dis-  
claimer.

OTHER PUBLICATIONS

Cell Net Data Systems. First Wireless Monitoring of Parking Meters  
Results in Theft Arrests Using CellNet Data Systems Technology.  
PRNewswire, May 11, 1999, 2 pgs.

(Continued)

(21) Appl. No.: **15/599,827**

*Primary Examiner* — Jared Fureman

(22) Filed: **May 19, 2017**

*Assistant Examiner* — Joel Barnett

(65) **Prior Publication Data**

(74) *Attorney, Agent, or Firm* — Wilson Sonsini Goodrich  
& Rosati

US 2017/0256983 A1 Sep. 7, 2017

(57) **ABSTRACT**

**Related U.S. Application Data**

A power supply unit for supplying power to a device has a  
rechargeable, main battery; a charging arrangement for  
charging the main battery; a non-rechargeable back-up bat-  
tery; load terminals for connection to a load; and a control  
unit for controlling supply of power to the load primarily  
from the main battery and secondarily from the back-up  
battery. The device is, in particular, a single bay, stand alone  
parking meter. In the event that the main battery runs low,  
the control unit is configured to supply power to the load  
from both the main battery and the back-up battery or only  
from the back-up battery. The back-up battery is easily  
replaceable, and the power supply unit has a bay, with  
connectors for receiving the back-up battery. The main  
battery is charged from solar panels. A communication  
device is provided to communicate status messages wire-  
lessly to a control system.

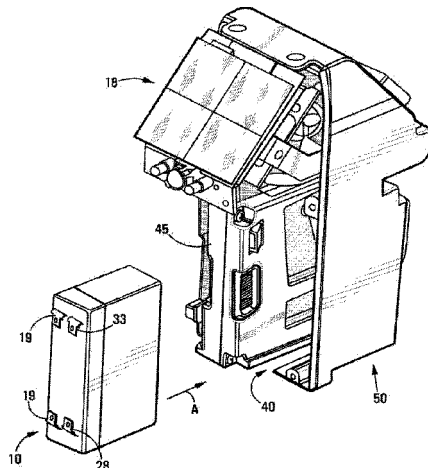
(63) Continuation of application No. 15/160,646, filed on  
May 20, 2016, now Pat. No. 9,692,256, which is a  
(Continued)

(51) **Int. Cl.**  
**H02J 9/06** (2006.01)  
**H02J 7/00** (2006.01)  
(Continued)

(52) **U.S. Cl.**  
CPC ..... **H02J 9/061** (2013.01); **G07F 17/24**  
(2013.01); **H02J 7/0021** (2013.01);  
(Continued)

(58) **Field of Classification Search**  
None  
See application file for complete search history.

**27 Claims, 4 Drawing Sheets**



**Related U.S. Application Data**

continuation of application No. 13/928,058, filed on Jun. 26, 2013, now Pat. No. 9,391,474, which is a continuation of application No. 12/059,909, filed on Mar. 31, 2008, now Pat. No. 8,513,832.

(60) Provisional application No. 60/909,209, filed on Mar. 30, 2007.

(51) **Int. Cl.**  
**G07F 17/24** (2006.01)  
**H02J 7/35** (2006.01)

(52) **U.S. Cl.**  
 CPC ..... **H02J 7/0024** (2013.01); **H02J 7/0026** (2013.01); **H02J 7/0044** (2013.01); **H02J 7/355** (2013.01); **H02J 9/06** (2013.01); **Y10T 307/625** (2015.04)

(56) **References Cited**

U.S. PATENT DOCUMENTS

2,832,506 A 4/1958 Hatcher  
 2,988,191 A 6/1961 Grant  
 3,183,411 A 5/1965 Palfi  
 3,535,870 A 10/1970 Harold  
 3,721,463 A 3/1973 Attwood et al.  
 3,999,372 A 12/1976 Welch et al.  
 4,043,117 A 8/1977 Maresca et al.  
 4,310,890 A 1/1982 Trehn et al.  
 4,460,965 A 7/1984 Trehn et al.  
 4,812,805 A 3/1989 Lachat et al.  
 4,823,928 A 4/1989 Speas  
 4,825,425 A 4/1989 Turner  
 4,875,598 A 10/1989 Dahl  
 4,880,097 A 11/1989 Speas  
 4,895,238 A 1/1990 Speas  
 5,065,156 A 11/1991 Bernier  
 5,201,396 A 4/1993 Chalabian et al.  
 5,222,076 A 6/1993 Ng et al.  
 5,244,070 A 9/1993 Carmen et al.  
 5,273,151 A 12/1993 Carmen et al.  
 5,360,095 A 11/1994 Speas  
 5,382,780 A 1/1995 Carmen  
 5,426,363 A 6/1995 Akagi et al.  
 5,442,348 A \* 8/1995 Mushell ..... G07F 17/246  
 194/205  
 5,471,139 A 11/1995 Zadoff  
 5,563,491 A 10/1996 Tseng  
 5,614,892 A 3/1997 Ward, II et al.  
 5,617,942 A 4/1997 Ward, II et al.  
 5,640,002 A 6/1997 Ruppert et al.  
 5,642,119 A \* 6/1997 Jacobs ..... G07D 3/14  
 194/217  
 5,648,906 A 7/1997 Amirpanahi  
 5,659,306 A 8/1997 Bahar  
 5,710,743 A 1/1998 Dee et al.  
 5,737,710 A 4/1998 Anthonyson  
 5,777,951 A 7/1998 Mitschele et al.  
 5,778,067 A 7/1998 Jones et al.  
 5,806,651 A 9/1998 Carmen et al.  
 5,833,042 A 11/1998 Baitch et al.  
 5,841,369 A 11/1998 Sutton et al.  
 5,842,411 A 12/1998 Johnson  
 5,845,268 A 12/1998 Moore  
 5,852,411 A 12/1998 Jacobs et al.  
 5,954,182 A 9/1999 Wei  
 6,037,880 A 3/2000 Manion  
 6,078,272 A 6/2000 Jacobs et al.  
 6,081,205 A 6/2000 Williams  
 6,111,522 A 8/2000 Hiltz et al.  
 6,116,403 A 9/2000 Kiehl  
 6,195,015 B1 2/2001 Jacobs et al.  
 6,229,455 B1 5/2001 Yost et al.  
 6,230,868 B1 5/2001 Tuxen et al.

6,309,098 B1 10/2001 Wong  
 6,312,152 B2 11/2001 Dee et al.  
 RE37,531 E 1/2002 Chaco et al.  
 6,373,422 B1 4/2002 Mostafa  
 6,373,442 B1 4/2002 Thomas et al.  
 6,456,491 B1 9/2002 Flannery et al.  
 6,457,586 B2 10/2002 Yasuda et al.  
 6,505,774 B1 \* 1/2003 Fulcher ..... G06Q 30/0284  
 235/379  
 6,559,776 B2 5/2003 Katz  
 6,697,730 B2 2/2004 Dickerson  
 6,747,575 B2 6/2004 Chauvin et al.  
 6,812,857 B1 11/2004 Kassab et al.  
 6,856,922 B1 2/2005 Austin et al.  
 6,885,311 B2 4/2005 Howard et al.  
 6,914,411 B2 7/2005 Couch et al.  
 6,929,179 B2 8/2005 Fulcher et al.  
 7,019,420 B2 3/2006 Kogan et al.  
 7,019,670 B2 3/2006 Bahar  
 7,023,360 B2 4/2006 Staniszewski et al.  
 7,027,773 B1 4/2006 McMillin  
 7,183,999 B2 2/2007 Matthews et al.  
 7,222,031 B2 5/2007 Heatley  
 7,237,716 B2 7/2007 Silberberg  
 7,388,349 B2 6/2008 Elder et al.  
 7,748,620 B2 7/2010 Gomez et al.  
 7,772,720 B2 8/2010 McGee et al.  
 7,780,072 B1 8/2010 Lute et al.  
 7,783,530 B2 8/2010 Slemmer et al.  
 7,806,248 B2 10/2010 Hunter et al.  
 7,825,826 B2 11/2010 Welch et al.  
 7,854,310 B2 12/2010 King et al.  
 7,855,661 B2 12/2010 Ponert  
 7,933,841 B2 4/2011 Schmeyer et al.  
 8,138,950 B1 3/2012 Leung  
 8,395,532 B2 3/2013 Chauvin et al.  
 8,417,715 B1 4/2013 Bruckhaus et al.  
 8,479,909 B2 7/2013 King et al.  
 8,513,832 B2 8/2013 Hunter et al.  
 8,566,159 B2 10/2013 King et al.  
 8,590,687 B2 11/2013 King et al.  
 8,595,054 B2 11/2013 King et al.  
 8,684,158 B2 4/2014 Jones et al.  
 8,749,403 B2 6/2014 King et al.  
 8,770,371 B2 7/2014 Mackay et al.  
 8,862,494 B2 10/2014 King et al.  
 8,884,785 B2 11/2014 Groft et al.  
 9,002,723 B2 4/2015 King et al.  
 9,047,712 B2 6/2015 King et al.  
 9,127,964 B2 9/2015 Schwarz et al.  
 9,391,474 B2 7/2016 Hunter et al.  
 9,424,691 B2 8/2016 King et al.  
 9,489,776 B2 11/2016 Kell et al.  
 9,508,198 B1 11/2016 King et al.  
 9,661,403 B2 5/2017 King et al.  
 2001/0047278 A1 11/2001 Brookner et al.  
 2001/0051531 A1 12/2001 Singhal et al.  
 2002/0008639 A1 1/2002 Dee  
 2002/0111768 A1 8/2002 Ghorayeb et al.  
 2003/0092387 A1 5/2003 Hjelmvik  
 2003/0112597 A1 6/2003 Smith  
 2003/0121754 A1 7/2003 King  
 2003/0128010 A1 7/2003 Hsu  
 2003/0128136 A1 7/2003 Spier et al.  
 2003/0140531 A1 7/2003 Pippins  
 2003/0144972 A1 7/2003 Cordery et al.  
 2003/0169183 A1 9/2003 Korepanov et al.  
 2003/0179107 A1 9/2003 Kibria et al.  
 2003/0220835 A1 11/2003 Barnes et al.  
 2003/0222792 A1 12/2003 Berman et al.  
 2004/0068434 A1 4/2004 Kanekon  
 2004/0084278 A1 5/2004 Harris et al.  
 2004/0181496 A1 9/2004 Odinotski et al.  
 2004/0254840 A1 12/2004 Slemmer et al.  
 2004/0264302 A1 12/2004 Ward  
 2005/0040951 A1 2/2005 Zalewski et al.  
 2005/0099320 A1 5/2005 Nath et al.  
 2005/0155839 A1 7/2005 Banks et al.  
 2005/0178639 A1 8/2005 Brumfield et al.

(56)

## References Cited

## U.S. PATENT DOCUMENTS

2005/0192911 A1 9/2005 Mattern  
 2005/0216354 A1 9/2005 Bam et al.  
 2005/0226201 A1 10/2005 McMillin et al.  
 2006/0021848 A1 2/2006 Smith  
 2006/0116972 A1 6/2006 Wong  
 2006/0136131 A1 6/2006 Dugan et al.  
 2006/0149684 A1 7/2006 Matsuura et al.  
 2006/0152349 A1 7/2006 Ratnakar  
 2006/0267799 A1 11/2006 Mendelson  
 2007/0016539 A1 1/2007 Groft et al.  
 2007/0040449 A1 2/2007 Spurlin et al.  
 2007/0094153 A1 4/2007 Ferraro  
 2007/0114849 A1 5/2007 Falik et al.  
 2007/0119682 A1 5/2007 Banks et al.  
 2007/0136128 A1 6/2007 Janacek et al.  
 2007/0184852 A1 8/2007 Johnson et al.  
 2007/0210935 A1 9/2007 Yost et al.  
 2007/0285281 A1 12/2007 Welch et al.  
 2008/0052254 A1 2/2008 Al Amri et al.  
 2008/0071611 A1 3/2008 Lovett  
 2008/0093454 A1 4/2008 Yamazaki et al.  
 2008/0147268 A1 6/2008 Fuller  
 2008/0208680 A1 8/2008 Cho  
 2008/0238715 A1 10/2008 Cheng et al.  
 2008/0270227 A1 10/2008 Al Amri  
 2009/0109062 A1 4/2009 An  
 2009/0192950 A1 7/2009 King et al.  
 2009/0267732 A1 10/2009 Chauvin et al.  
 2009/0284907 A1 11/2009 Regimbal et al.  
 2009/0315720 A1 12/2009 Clement et al.  
 2010/0106517 A1 4/2010 Kociubinski et al.  
 2010/0188932 A1 7/2010 Hanks et al.  
 2010/0323294 A1 12/2010 Ioli  
 2011/0313822 A1 12/2011 Burdick  
 2011/0320243 A1 12/2011 Khan et al.  
 2012/0084210 A1 4/2012 Farahmand  
 2012/0158466 A1 6/2012 John  
 2012/0222935 A1 9/2012 Mackay et al.  
 2012/0285790 A1 11/2012 Jones et al.  
 2012/0285792 A1 11/2012 Jones et al.  
 2012/0285793 A1 11/2012 Jones et al.  
 2012/0286036 A1 11/2012 Jones et al.  
 2012/0292385 A1 11/2012 Mackay et al.  
 2013/0005445 A1 1/2013 Walker et al.  
 2013/0099943 A1 4/2013 Subramanya  
 2013/0116952 A1 5/2013 Chai  
 2014/0040028 A1 2/2014 King et al.  
 2014/0108107 A1 4/2014 Jones et al.  
 2014/0129158 A1 5/2014 Shea  
 2014/0174881 A1 6/2014 King et al.  
 2014/0210646 A1 7/2014 Subramanya  
 2014/0214499 A1 7/2014 Hudson et al.  
 2014/0214500 A1 7/2014 Hudson et al.  
 2014/0229246 A1 8/2014 Ghaffari  
 2014/0289025 A1 9/2014 King et al.  
 2015/0084786 A1 3/2015 King et al.  
 2015/0106172 A1 4/2015 Salama  
 2015/0235503 A1 8/2015 King et al.  
 2015/0332587 A1 11/2015 Schwarz et al.  
 2016/0012418 A1 1/2016 Mackay et al.  
 2016/0268838 A1 9/2016 Hunter et al.  
 2016/0321714 A1 11/2016 King et al.  
 2017/0098339 A1 4/2017 Keller et al.  
 2018/0025549 A1 1/2018 King et al.  
 2018/0025629 A1 1/2018 Schwarz et al.  
 2018/0082488 A1 3/2018 King et al.  
 2018/0082489 A1 3/2018 King et al.  
 2018/0082490 A1 3/2018 King et al.  
 2018/0322534 A1 11/2018 King et al.

## FOREIGN PATENT DOCUMENTS

CN 1037604 A 11/1989  
 EP 0329129 A2 8/1989  
 EP 0265328 B1 12/1992

EP 0980055 B1 9/2001  
 EP 0933288 B1 4/2005  
 FR 2837583 A1 9/2003  
 GB 2284919 B 12/1997  
 JP 2002042181 A 2/2002  
 JP 2002099640 A 4/2002  
 JP 2005267430 A 9/2005  
 KR 20050038077 A 4/2005  
 WO WO-03005324 A1 1/2003  
 WO WO-2005031494 A2 4/2005  
 WO WO-2006095352 A2 9/2006  
 WO WO-2009154787 A2 12/2009

## OTHER PUBLICATIONS

Co-pending U.S. Appl. No. 15/443,734, filed Feb. 27, 2017.  
 Co-pending U.S. Appl. No. 15/465,165, filed Mar. 21, 2017.  
 Co-pending U.S. Appl. No. 15/474,773, filed Mar. 30, 2017.  
 Decision Denying Institution of Inter Partes Review dated Mar. 30, 2016 of U.S. Pat. No. 7,854,310. IPR Case No. IPR2016-00068.  
 Decision Denying Inter Partes Review dated Apr. 1, 2016 of U.S. Pat. No. 8,595,054. IPR Case No. IPR2016-00069.  
 Decision Denying Inter Partes Review dated Apr. 1, 2016 of U.S. Pat. No. 8,595,054. IPR Case No. IPR2016-00070.  
 Decision Instituting Inter Partes Review dated Mar. 30, 2016 of U.S. Pat. No. 7,854,310. IPR Case No. IPR2016-00067.  
 Fidelman. Time's Running Out for Parking Meters at Present Locations: \$270,000 Cited as Replacement Cost. City Employees Who Ticket Motorists Find Electronic Meters Unsuitable. The Gazette, Final Edition, Montreal, Quebec, Canada, Nov. 12, 2002, p. A7.  
 Final Written Decision of U.S. Pat. No. 7,854,310. IPR Case No. IPR2016-00067 dated Mar. 27, 2017.  
 Flatley. In San Francisco, Hackers Park for Free. Read filed under Misc. Gadgets, downloaded from www.engadget.com website on May 3, 2010, originally posted on Jul. 31, 2009, 5 pages.  
 Howland. How M2M Maximizes Denver's Revenue. Field TechnologiesOnline.com, Oct. 2011, pp. 9-12 [online] [retrieved Mar. 5, 2013], Retrieved from <http://www.fieldtechnologiesonline.com/doc.mvc/How-M2M-Maximizes-Denvers-Revenue-0001>.  
 Meter Solutions, Single-Space Meters brochure, downloaded from www.duncansolutions.com website, revised Apr. 2006, 2 pages.  
 PCT/IB2006/054574 International Preliminary Report on Patentability dated Mar. 10, 2009.  
 PCT/IB2006/054574 International Search Report dated Oct. 27, 2008.  
 PCT/US2010/047906 International Preliminary Report on Patentability dated Mar. 6, 2012.  
 PCT/US2010/047906 International Search Report dated Mar. 30, 2011.  
 PCT/US2010/047907 International Preliminary Report on Patentability dated Mar. 15, 2012.  
 PCT/US2010/047907 International Search Report dated Apr. 26, 2011.  
 PCT/US2012/048190 International Search Report dated Jan. 22, 2013.  
 Petition for Inter Partes Review of U.S. Pat. No. 7,854,310. IPR Case No. IPR2016-00067, filed Oct. 22, 2015.  
 Petition for Inter Partes Review of U.S. Pat. No. 7,854,310. IPR Case No. IPR2016-00068, filed Oct. 22, 2015.  
 Petition for Inter Partes Review of U.S. Pat. No. 8,595,054. IPR Case No. IPR2016-00069, filed Oct. 22, 2015.  
 Petition for Inter Partes Review of U.S. Pat. No. 8,595,054. IPR Case No. IPR2016-00070, filed Oct. 22, 2015.  
 Spyker et al. Predicting Capacitor Run Time for a Battery/Capacitor Hybrid Source. Power Electronic Drives and Energy Systems for Industrial Growth. 1998. Proceedings. 1998 IEEE International Conference, pp. 809-814.  
 The U.S. Conference of Mayors Presents 'Best Practice' Awards, Los Angeles, New Orleans, Elizabeth, N.J. and Long Beach, CA Honored for Excellence & Innovation in Public-Private partnerships, Press Release Jan. 20, 2012.

(56)

**References Cited**

OTHER PUBLICATIONS

Tung. Design of an advanced on-street parking meter. RIT Scholar Works. Thesis/Dissertation Collections (2001).

Jim Bonfield. An Excerise in Changing the Business: Advertising Vending Machines. (4 pgs.) (Feb. 7, 2018).

Order on Stipulation and Joint Motion to Dismiss. Case No. 17-CV-632-CAB (MDD) dated Apr. 18, 2019.

Case No. 15-cv-1526-CAB (MDD) Minute Order of the US District Court, Southern District of California. Document 332, filed Apr. 19, 2019 (1 pgs).

Co-pending U.S. Appl. No. 16/353,921, filed Mar. 14, 2019.

\* cited by examiner

FIG. 1

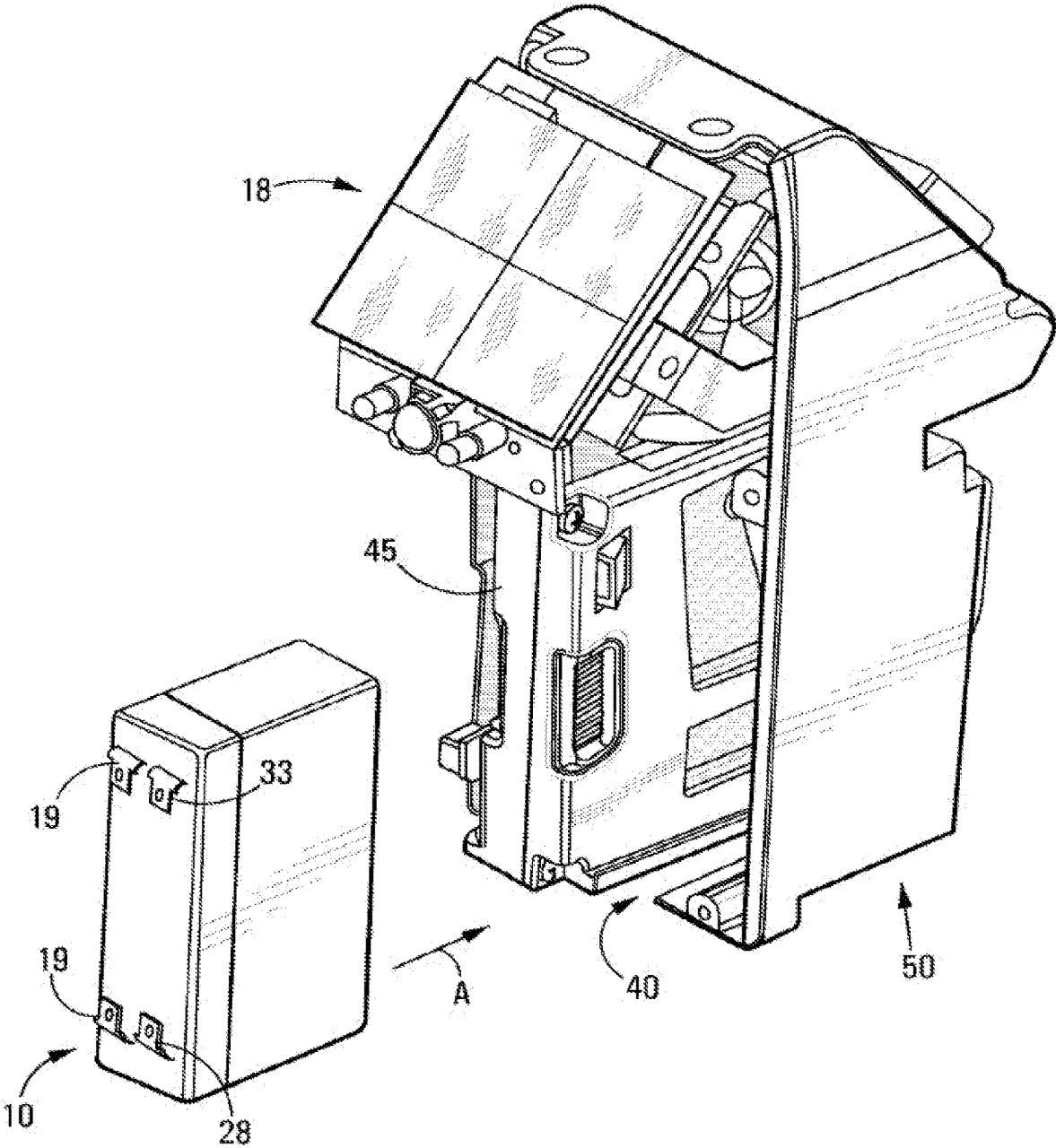


FIG. 2

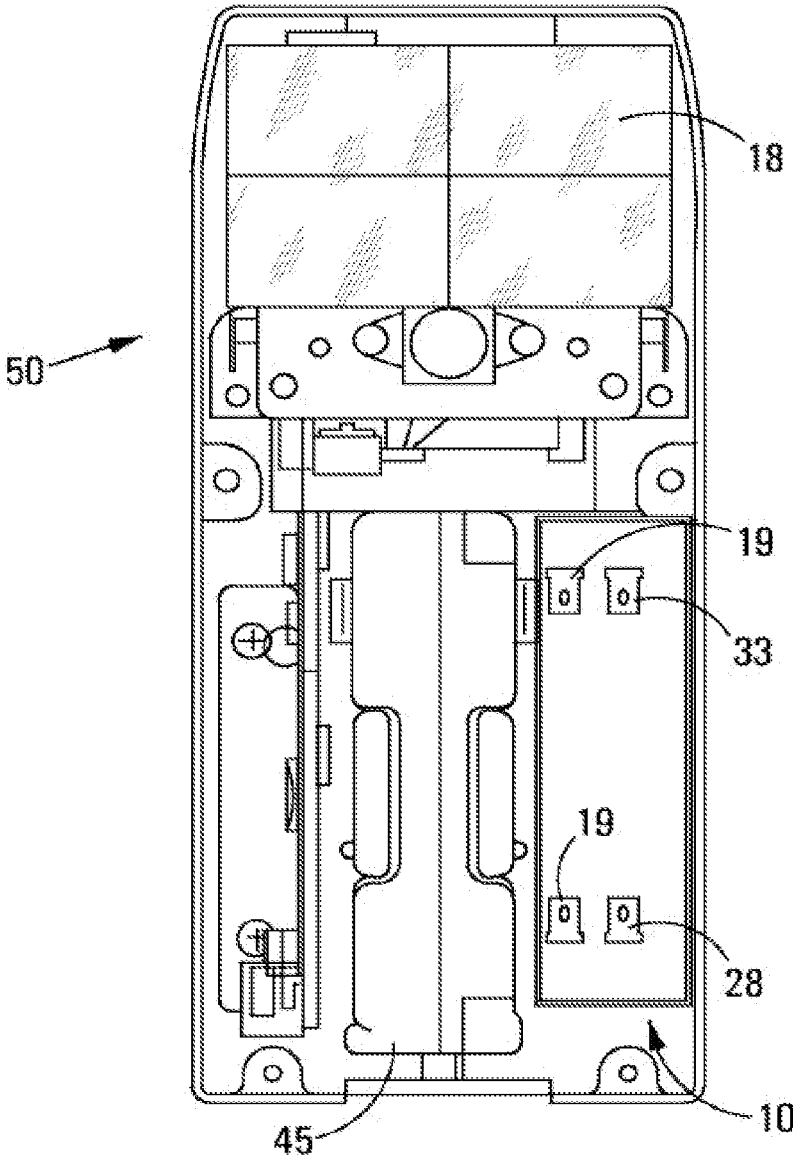


FIG. 3

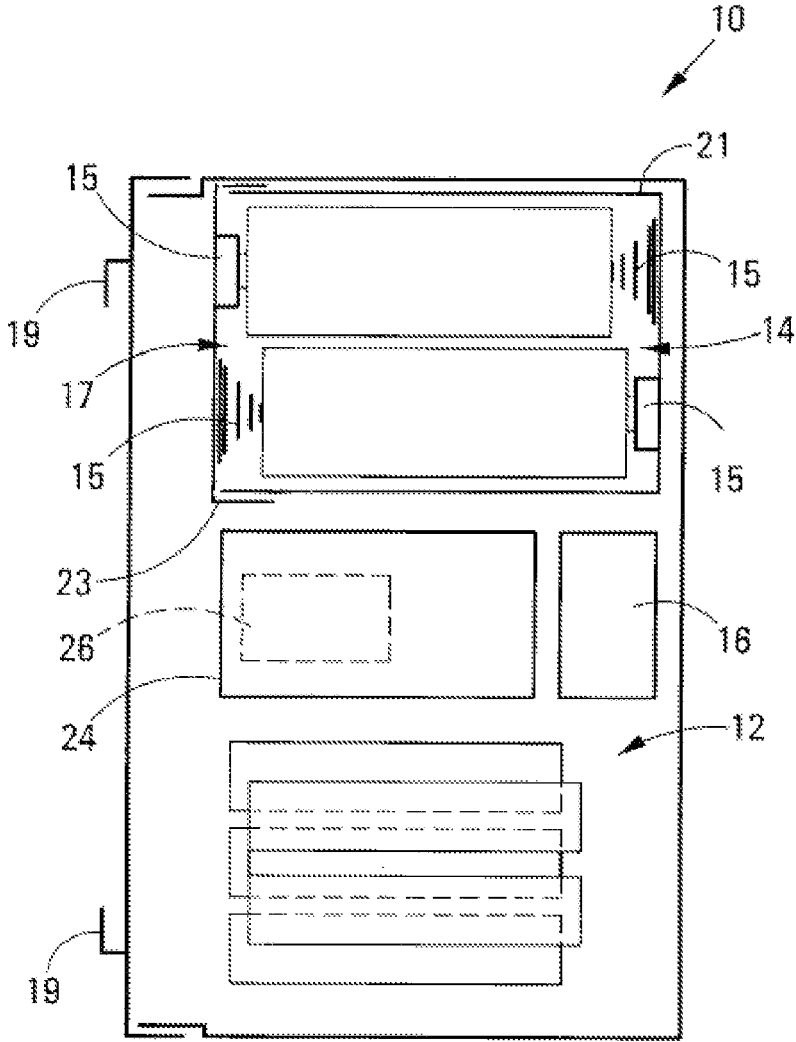
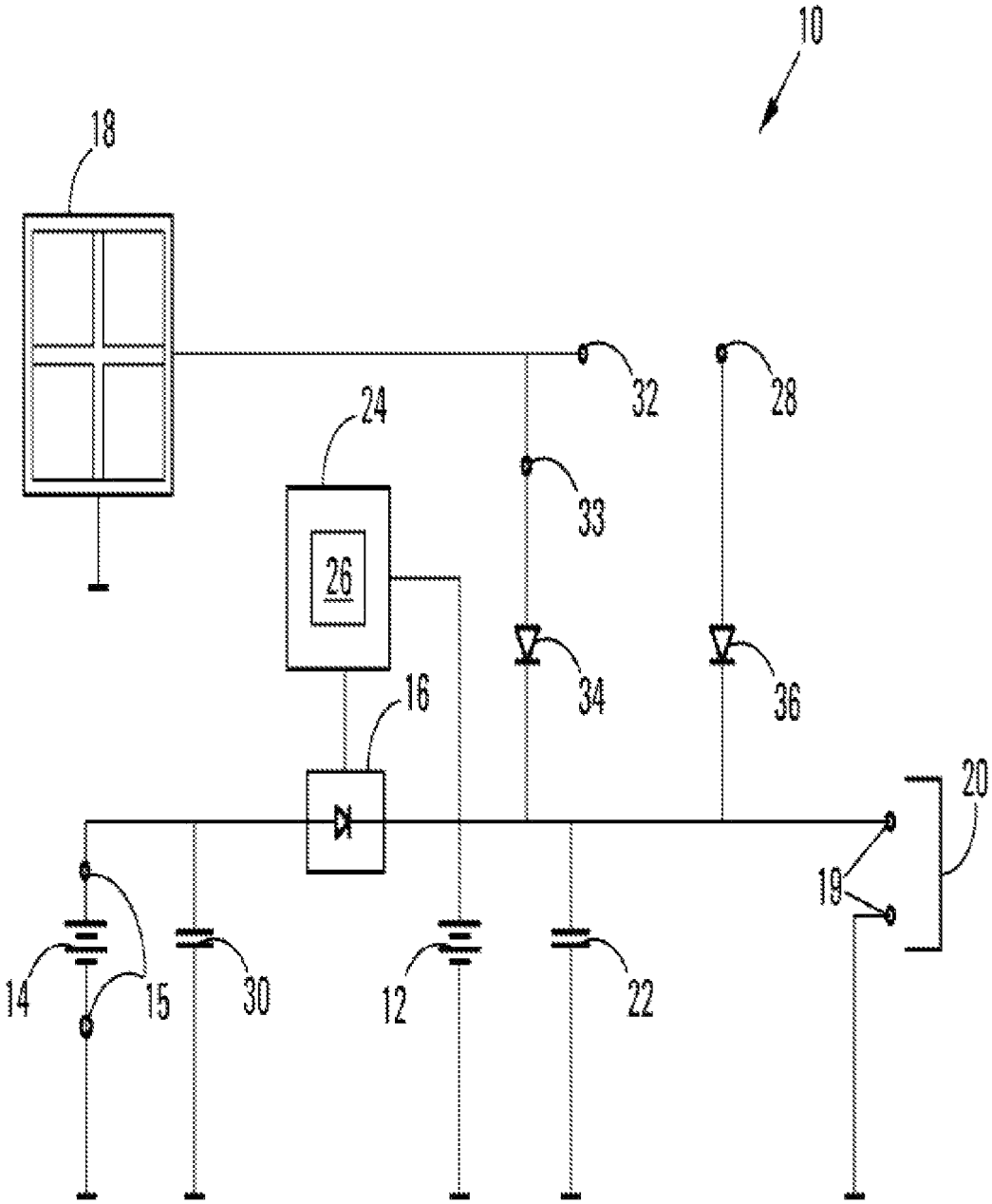


FIG. 4





**POWER SUPPLY UNIT****CROSS-REFERENCE TO RELATED APPLICATIONS**

This application is a continuation of U.S. patent application Ser. No. 15/160,646 filed May 20, 2016, which is a continuation of U.S. patent application Ser. No. 13/928,058 filed Jun. 26, 2013, now U.S. Pat. No. 9,391,474, which is a continuation of U.S. patent application Ser. No. 12/059,909 filed Mar. 31, 2008, now U.S. Pat. No. 8,513,832, which claims the benefit of U.S. Provisional Application No. 60/909,209 filed Mar. 30, 2007, each of which is incorporated in its entirety herein by reference.

**FIELD OF THE INVENTION**

THIS INVENTION relates to a power supply unit and to a device, in particular a single bay parking meter, having the power supply unit.

**SUMMARY OF THE INVENTION**

According to the invention, there is provided a power supply unit for supplying power to a device, the power supply unit including

- a rechargeable, main battery;
- a charging arrangement for charging the main battery;
- a set of connectors for connection to a back-up battery;
- a set of load terminals for connection to a load; and
- a control unit for controlling supply of power to the load primarily from the main battery and secondarily from the back-up battery.

In an embodiment of the invention the power supply unit has the main battery and the back-up battery. The back-up battery is preferably non-rechargeable.

It will be appreciated that power is taken, in use, from the backup battery in the event that the main battery is inadequate.

Further according to the invention there is provided a device, in particular a parking meter, which has a power supply unit in accordance with the invention.

In the event that the main battery runs low, the control unit is configured to supply power to the load from both the main battery and the back-up battery or only from the back-up battery.

In a preferred embodiment, the back-up battery is easily replaceable. In this embodiment, the power supply unit has a bay for receiving the back-up battery and the connectors are spaced and are such as to permit easy removal and replacement of the back-up battery.

In another embodiment of the invention, the power supply unit further includes a communication device, for communicating messages to a control system. Such messages are selected from the group consisting of: notification that the main battery has been insufficiently recharged, and a notification that power is being supplied from the backup battery.

In a further embodiment of the invention, the communication device may be operable in a wireless manner, and utilizes a cellular telephone network. Thus, with this embodiment, the communication device may have a cellular telephone module.

In an embodiment of the invention, the charging arrangement includes charging terminals for connecting the unit to a solar panel. The device then incorporates the solar panel.

It will be appreciated that in normal operation power is supplied only from the main battery. However, if the main battery is insufficiently recharged, or it is unable to supply the power required by the load, then supplementary power is supplied, partially or totally, from the backup battery, as determined by the control unit.

Preferably, the nominal supply voltage of the backup battery is slightly greater than that of the main battery.

**BRIEF DESCRIPTION OF THE DRAWINGS**

Embodiments of the invention is now described, by way of example only and without limiting the scope of the invention, with reference to the accompanying figures, wherein:

FIG. 1 is an isometric view of a power supply unit in accordance with the invention, shown in alignment with part of a parking meter body;

FIG. 2 is a rear view of the part of the parking meter body, depicting the power supply unit when inserted fully therein;

FIG. 3 is a schematic sectioned view of the power supply unit; and

FIG. 4 is a circuit diagram of the power supply unit.

**DETAILED DESCRIPTION**

In the accompanying figures, the power supply unit is generally designated by reference numeral **10** and comprises a rechargeable, main battery **12**, a charging arrangement in the form of a diode **34** for charging the main battery **12**, a replaceable back-up battery **14**, load terminals **19** and a control unit **16** for controlling supply of power to a load **20** connected via the load terminals **19** primarily from the main battery **12** and secondarily from the back-up battery **14** in the event that the main battery **12** is inadequate. The power supply unit **10** further has a solar panel terminal **33** and an auxiliary charging terminal **28**.

The power supply unit **10** further includes a bay **17** which contains the replaceable backup battery **14**. The bay **17** is illustrated in FIG. 3, where it is seen to be defined by a compartment **21** with a lid **23** within the power supply unit **10**. The bay **17** has spaced connectors **15** for the backup battery **14**. Also shown in FIG. 3 is a communication device **24** with a cellular telephone module **26**.

More specifically, in a preferred embodiment of the invention, the main battery **12** comprises an arrangement of five "AA" size nickel cadmium rechargeable cells, which cells are coupled to each other and recharged by solar panels **18** via the solar panel terminal **33**. The backup battery **14** comprises a coupled arrangement of two non-rechargeable, disposable "C" size lithium-thionyl chloride cells, and the control unit **16** is a conventional linear, low dropout control unit, known in the trade as the Linear Technology™ model LT1529-5. The control unit **16** controls the supply of power to the load **20** from the main battery **12** and the backup battery **14**, in the manner described below.

It is not only the power supply unit **10** itself that is the subject of this invention. This invention extends to include a device, in particular a single bay stand alone parking meter **50**, having the power supply unit **10** as described above. This is illustrated in FIGS. 1 and 2, in which FIG. 1 depicts the power supply unit **10** aligned for insertion into a complementary dimensioned and configured recess **40** within parking meter **50**. The power supply unit **10** is moved into position, in the direction of arrow "A," to fit snugly within the recess **40**, as is depicted in FIG. 2. A coin validation unit **45** of the parking meter **50** is not a part of the present

invention, but is mentioned for completeness, since the validation unit **45**, and other components, such as a timer and a display (not shown) are powered by the power supply unit **10**, being connected thereto via the load terminals **19**. The parking meter **50** has the solar panels **18** which are connected to the solar panel terminal **33**.

The power supply unit **10** is operated as follows. Under favorable conditions, with the main battery **12** being sufficiently charged and with the voltage across the main battery **12** being greater than a predetermined threshold value, the control unit **16** is configured to permit only the main battery **12** to supply power to the load **20**. Conversely, under unfavorable conditions, when the main battery is not sufficiently charged, the supply voltage of the main battery **12** is lower than the threshold value, and in such conditions, the control unit **16** is configured to assist power to be supplied also, or only, from the backup battery **14** to the load. It will be appreciated that, in this way, use of the backup battery **14** occurs only when strictly necessary, namely when the voltage across the main battery **12** falls below a predetermined level.

In the particular instance where the power supply unit **10** is for a stand alone parking meter, the nominal supply voltage of the main battery **12** is 6.0V and of the back-up battery **14** 7.2V. The control unit **16** is configured to permit power to be supplied from the backup battery **14** when the voltage across the main battery **12** measures 5.5 V or less.

Capacitor **30** is provided to assist during peak power demand and capacitor **22** assists with stability of the regulator **16** and with peak power demand. In alternative embodiments of the invention, a further, external recharging source, such as a portable charger, may be connected via terminal **28**. It will be appreciated that the extent of reliance on the backup battery **14** to supply current to circuit **20**, is minimized. This, in turn, extends the lifespan of the backup battery **14**.

The power supply unit **10** further includes diodes **34** and **36**, which serve to prevent reverse current from flowing into the solar panels **18** and an external auxiliary recharging source via terminal **28** respectively.

The communication device **24** communicates notifications to a control system (not shown). Typically, such notifications relate to the state of the main battery **12** and of the backup battery **14**. Notifications that are communicated are that the voltage across the main battery **12** has fallen below the predetermined minimum level, and that power is being supplied from the backup battery **14**. The communication device **24** communicates these notifications in a wireless manner across a telecommunications network via the cellular telephone module **26**.

It will be appreciated by the person skilled in the art that application of this invention is not limited to parking meters only, but that this invention also has application to a multitude of power supply units used to supply current to electrical circuits.

What is claimed is:

1. A parking meter comprising:

- a) a housing;
- b) a rechargeable battery;
- c) a wireless communication device for communicating a status message regarding the status of the rechargeable battery to a control system external to the parking meter;
- d) a non-rechargeable back-up battery; and
- e) a control unit for monitoring the status of the rechargeable battery and signaling the wireless communication device to communicate the status message;

wherein the rechargeable battery, the non-rechargeable battery, the wireless communication device, and the control unit, are received within the housing of the parking meter.

2. The parking meter of claim **1**, wherein the rechargeable battery consists of one to five cells.

3. The parking meter of claim **1**, wherein the control unit monitors the status of the voltage across the rechargeable battery.

4. The parking meter of claim **3**, wherein the control unit signals the wireless communication device to communicate the status message when the voltage across the rechargeable battery drops below a predetermined level.

5. The parking meter of claim **4**, wherein the predetermined level is 5.5V.

6. The parking meter of claim **1**, wherein the status message comprises: voltage across the battery, remaining battery charge, remaining battery life, error message indicating battery failure, or a combination thereof.

7. The parking meter of claim **1**, wherein the wireless communication device communicates the status message over a telecommunications network.

8. The parking meter of claim **1**, wherein the parking meter is a single space parking meter or a dual space parking meter.

9. The parking meter of claim **1**, wherein the parking meter is a multi-space parking meter.

10. A power supply for a parking meter comprising:

- a) a rechargeable battery;
- b) a connection to a wireless communication device for communicating a status message regarding the status of the rechargeable battery to a control system external to the parking meter;
- c) a non-rechargeable back-up battery; and
- d) a connection to a control unit for monitoring the status of the rechargeable battery and signaling the wireless communication device to communicate the status message;

wherein the rechargeable battery, the non-rechargeable back-up battery, the wireless communication device, and the control unit, are received within the parking meter.

11. The power supply of claim **10**, wherein the rechargeable battery consists of one to five cells.

12. The power supply of claim **10**, wherein the control unit monitors the status of the voltage across the rechargeable battery.

13. The power supply of claim **12**, wherein the control unit signals the wireless communication device to communicate the status message when the voltage across the rechargeable battery drops below a predetermined level.

14. The power supply of claim **13**, wherein the predetermined level is 5.5V.

15. The power supply of claim **10**, wherein the status message comprises: voltage across the battery, remaining battery charge, remaining battery life, error message indicating battery failure, or a combination thereof.

16. The power supply of claim **10**, wherein the wireless communication device communicates the status message over a telecommunications network.

17. The power supply of claim **10**, wherein the parking meter is a single space parking meter or a dual space parking meter.

18. The power supply of claim **10**, wherein the parking meter is a multi-space parking meter.

19. A method for managing the supply of power to a parking meter comprising:

- a) monitoring, by a control unit, the status of a rechargeable battery and a non-rechargeable back-up battery; and
  - b) signaling, by the control unit, a wireless communication device to communicate a status message to a control system external to the parking meter regarding the status of the rechargeable battery;
- wherein the rechargeable battery, the non-rechargeable back-up battery, the wireless communication device, and the control unit are received within the parking meter.

20. The method of claim 19, wherein the rechargeable battery consists of one to five cells.

21. The method of claim 19, wherein the status of the rechargeable battery monitored comprises the voltage across the rechargeable battery.

22. The method of claim 21, wherein the signaling is triggered by the voltage across the rechargeable battery dropping below a predetermined level.

23. The method of claim 22, wherein the predetermined level is 5.5V.

24. The method of claim 19, wherein the status message comprises: voltage across the battery, remaining battery charge, remaining battery life, error message indicating battery failure, or a combination thereof.

25. The method of claim 19, wherein the wireless communication device communicates the status message over a telecommunications network.

26. The method of claim 19, wherein the parking meter is a single space parking meter or a dual space parking meter.

27. The method of claim 19, wherein the parking meter is a multi-space parking meter.

\* \* \* \* \*