



(12) **United States Patent**
King et al.

(10) **Patent No.:** **US 10,089,814 B2**
(45) **Date of Patent:** **Oct. 2, 2018**

(54) **PARKING METER**

(71) Applicant: **IPS GROUP INC.**, San Diego, CA (US)

(72) Inventors: **David William King**, Rancho Santa Fe, CA (US); **Murray David Kirby Hunter**, Birchgrove (AU); **Matthew James Hall**, San Diego, CA (US); **David Andrew Jones**, Beercroft (AU)

(73) Assignee: **IPS GROUP INC.**, San Diego, CA (US)

(*) Notice: Subject to any disclaimer, the term of this patent is extended or adjusted under 35 U.S.C. 154(b) by 0 days.

(21) Appl. No.: **15/465,165**

(22) Filed: **Mar. 21, 2017**

(65) **Prior Publication Data**

US 2017/0193734 A1 Jul. 6, 2017

Related U.S. Application Data

(63) Continuation of application No. 14/698,806, filed on Apr. 28, 2015, now Pat. No. 9,685,027, which is a (Continued)

(30) **Foreign Application Priority Data**

Feb. 27, 2007 (AU) 2007900999

(51) **Int. Cl.**

G07F 9/10 (2006.01)
G07F 17/00 (2006.01)

(Continued)

(52) **U.S. Cl.**

CPC **G07F 17/0021** (2013.01); **G06Q 20/18** (2013.01); **G07F 9/10** (2013.01); **G07F 17/248** (2013.01)

(58) **Field of Classification Search**

CPC G07F 9/10; G07F 17/00; G07F 17/0021; G07F 17/248; G07F 17/24; G06Q 20/18
See application file for complete search history.

(56) **References Cited**

U.S. PATENT DOCUMENTS

2,161,046 A 6/1939 Hitzeman
2,822,682 A * 2/1958 Sollenberger **G07F 17/248**
220/324

(Continued)

FOREIGN PATENT DOCUMENTS

CA 2377010 A1 10/2001
CA 2363915 A1 5/2003

(Continued)

OTHER PUBLICATIONS

Cell Net Data Systems. First Wireless Monitoring of Parking Meters Results in Theft Arrests Using CellNet Data Systems Technology. PRNewswire, May 11, 1999, 2 pgs.

(Continued)

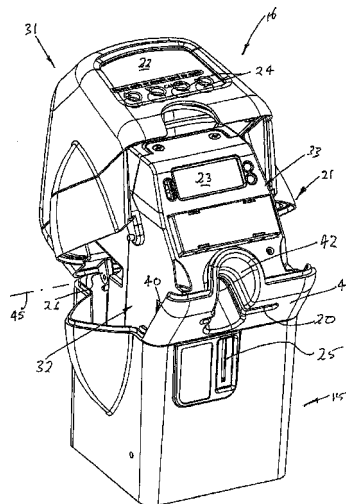
Primary Examiner — Mark J Beauchaine

(74) *Attorney, Agent, or Firm* — Wilson, Sonsini, Goodrich & Rosati

(57) **ABSTRACT**

A parking meter assembly (10) including a base (11) that is to be fixed to or embedded in a ground surface, typically adjacent the curb that which a car is to be parked. The assembly (10) also includes a parking meter (13) having a front face (17) that includes a coin slot (25) a card slot (20) and a control panel (21). The parking meter (13) further includes a rear face (27) having a window aperture (28) that provides for the transmission of light to a solar panel (29) behind the aperture (28).

8 Claims, 5 Drawing Sheets



Related U.S. Application Data

continuation of application No. 14/059,260, filed on Oct. 21, 2013, now abandoned, which is a continuation of application No. 12/973,109, filed on Dec. 20, 2010, now Pat. No. 8,590,687, which is a continuation of application No. 12/072,524, filed on Feb. 27, 2008, now Pat. No. 7,854,310.

7,019,420	B2	3/2006	Kogan et al.	
7,019,670	B2	3/2006	Bahar	
7,027,773	B1	4/2006	McMillin	
7,183,999	B2	2/2007	Matthews et al.	
7,222,031	B2	5/2007	Heatley	
7,237,716	B2	7/2007	Silberberg	
7,388,349	B2	6/2008	Elder et al.	
7,748,620	B2 *	7/2010	Gomez	G06Q 20/00 235/380

(51) **Int. Cl.**

G07F 17/24 (2006.01)
G06Q 20/18 (2012.01)

7,772,720	B2	8/2010	McGee et al.
7,780,072	B1	8/2010	Lute et al.
7,806,248	B2	10/2010	Hunter et al.
7,854,310	B2	12/2010	King et al.
7,855,661	B2	12/2010	Ponert
7,933,841	B2	4/2011	Schmeyer et al.

(56)

References Cited

U.S. PATENT DOCUMENTS

2,832,506	A	4/1958	Hatcher	
2,988,191	A	6/1961	Grant	
3,183,411	A	5/1965	Palfi	
3,535,870	A	10/1970	Mitchell	
3,721,463	A	3/1973	Attwood et al.	
3,999,372	A	12/1976	Welch et al.	
4,043,117	A	8/1977	Maresca et al.	
4,812,805	A	3/1989	Lachat et al.	
4,823,928	A	4/1989	Speas	
4,825,425	A	4/1989	Turner	
4,875,598	A	10/1989	Dahl	
4,880,097	A	11/1989	Speas	
4,895,238	A *	1/1990	Speas	G07B 15/02 194/319
5,065,156	A	11/1991	Bernier	
5,222,076	A	6/1993	Ng et al.	
5,244,070	A	9/1993	Carmen et al.	
5,273,151	A	12/1993	Carmen et al.	
5,360,095	A	11/1994	Speas	
5,382,780	A	1/1995	Carmen	
5,442,348	A	8/1995	Mushell	
5,563,491	A *	10/1996	Tseng	B60L 11/1816 194/904
5,614,892	A	3/1997	Ward, II et al.	
5,617,942	A *	4/1997	Ward, II	G07F 17/248 194/217
5,640,002	A	6/1997	Ruppert et al.	
5,648,906	A	7/1997	Amirpanahi	
5,659,306	A	8/1997	Bahar	
5,710,743	A	1/1998	Dee et al.	
5,737,710	A	4/1998	Anthonyson	
5,778,067	A	7/1998	Jones et al.	
5,806,651	A	9/1998	Carmen et al.	
5,833,042	A	11/1998	Baitch et al.	
5,841,369	A	11/1998	Sutton et al.	
5,842,411	A	12/1998	Johnson	
5,845,268	A	12/1998	Moore	
5,852,411	A	12/1998	Jacobs et al.	
5,954,182	A	9/1999	Wei	
6,037,880	A	3/2000	Manion	
6,078,272	A	6/2000	Jacobs et al.	
6,081,205	A	6/2000	Williams	
6,111,522	A	8/2000	Hiltz et al.	
6,116,403	A	9/2000	Kiehl	
6,195,015	B1	2/2001	Jacobs et al.	
6,229,455	B1	5/2001	Yost et al.	
6,230,868	B1	5/2001	Tuxen et al.	
6,309,098	B1	10/2001	Wong	
6,312,152	B2	11/2001	Dee et al.	
RE37,531	E	1/2002	Chaco et al.	
6,373,422	B1	4/2002	Mostafa	
6,373,442	B1	4/2002	Thomas et al.	
6,456,491	B1	9/2002	Flannery et al.	
6,457,586	B2	10/2002	Yasuda et al.	
6,505,774	B1	1/2003	Fulcher et al.	
6,697,730	B2	2/2004	Dickerson	
6,747,575	B2	6/2004	Chauvin et al.	
6,856,922	B1	2/2005	Austin et al.	
6,914,411	B2	7/2005	Couch et al.	
6,929,179	B2	8/2005	Fulcher et al.	
8,513,832	B2	8/2013	Hunter et al.	
8,566,159	B2	10/2013	King et al.	
8,590,687	B2	11/2013	King et al.	
8,595,054	B2	11/2013	King et al.	
8,684,158	B2	4/2014	Jones et al.	
8,749,403	B2	6/2014	King et al.	
8,862,494	B2	10/2014	King et al.	
9,002,723	B2	4/2015	King et al.	
9,047,712	B2	6/2015	King et al.	
9,127,964	B2	9/2015	Schwarz et al.	
9,391,474	B2	7/2016	Hunter et al.	
9,424,691	B2	8/2016	King et al.	
2001/0012241	A1	8/2001	Dee et al.	
2001/0047278	A1	11/2001	Brookner et al.	
2001/0051531	A1	12/2001	Singhal et al.	
2002/0008639	A1	1/2002	Dee	
2002/0111768	A1	8/2002	Ghorayeb et al.	
2003/0092387	A1	5/2003	Hjelmvik	
2003/0112151	A1	6/2003	Chauvin et al.	
2003/0112597	A1	6/2003	Smith	
2003/0121754	A1	7/2003	King	
2003/0128010	A1	7/2003	Hsu	
2003/0128136	A1	7/2003	Spier et al.	
2003/0132840	A1	7/2003	Bahar	
2003/0140531	A1	7/2003	Pippins	
2003/0144972	A1	7/2003	Cordery et al.	
2003/0169183	A1	9/2003	Korepanov et al.	
2003/0179107	A1	9/2003	Kibria et al.	
2003/0220835	A1	11/2003	Barnes et al.	
2003/0222792	A1	12/2003	Berman et al.	
2004/0068434	A1	4/2004	Kanekon	
2004/0084278	A1	5/2004	Harris et al.	
2004/0094619	A1	5/2004	Silberberg	
2004/0181496	A1	9/2004	Odinotski et al.	
2004/0264302	A1	12/2004	Ward	
2005/0040951	A1 *	2/2005	Zalewski	G06Q 10/02 340/572.1
2005/0178639	A1	8/2005	Brumfield et al.	
2005/0192911	A1	9/2005	Mattern	
2006/0021848	A1	2/2006	Smith	
2006/0116972	A1	6/2006	Wong	
2006/0149684	A1	7/2006	Matsuura et al.	
2006/0152349	A1	7/2006	Ratnakar	
2006/0267799	A1	11/2006	Mendelson	
2007/0016539	A1	1/2007	Groft et al.	
2007/0094153	A1	4/2007	Ferraro	
2007/0114849	A1	5/2007	Falik et al.	
2007/0119682	A1	5/2007	Banks et al.	
2007/0136128	A1	6/2007	Janacek et al.	
2007/0184852	A1	8/2007	Johnson et al.	
2007/0210935	A1	9/2007	Yost et al.	
2007/0285281	A1	12/2007	Welch et al.	
2008/0071611	A1	3/2008	Lovett	
2008/0093454	A1	4/2008	Yamazaki et al.	
2008/0147268	A1	6/2008	Fuller	
2008/0208680	A1	8/2008	Cho	
2008/0238715	A1	10/2008	Cheng et al.	
2009/0109062	A1	4/2009	An	
2009/0192950	A1	7/2009	King et al.	
2009/0267732	A1	10/2009	Chauvin et al.	
2009/0284907	A1	11/2009	Regimbal et al.	

(56)

References Cited

U.S. PATENT DOCUMENTS

2009/0315720	A1	12/2009	Clement et al.
2010/0106517	A1	4/2010	Kociubinski et al.
2010/0188932	A1	7/2010	Hanks et al.
2011/0313822	A1	12/2011	Burdick
2012/0222935	A1	9/2012	Mackay et al.
2012/0285790	A1	11/2012	Jones et al.
2012/0285792	A1	11/2012	Jones et al.
2012/0292385	A1	11/2012	Mackay et al.
2013/0005445	A1	1/2013	Walker et al.
2013/0027218	A1	1/2013	Schwarz et al.
2014/0040028	A1	2/2014	King et al.
2014/0108107	A1	4/2014	Jones et al.
2014/0174881	A1	6/2014	King et al.
2014/0289025	A1	9/2014	King et al.
2015/0084786	A1	3/2015	King et al.
2015/0106172	A1	4/2015	Salama
2015/0235503	A1	8/2015	King et al.
2015/0332587	A1	11/2015	Schwarz et al.
2016/0012418	A1	1/2016	Mackay et al.
2018/0082488	A1	3/2018	Q
2018/0082489	A1	3/2018	Q
2018/0082490	A1	3/2018	Q

FOREIGN PATENT DOCUMENTS

EP	0329129	A2	8/1989
EP	0980055	B1	9/2001
FR	2837583	A1	9/2003
JP	2002099640	A	4/2002
JP	2005267430	A	9/2005
KR	20050038077	A	4/2005
WO	WO-2005031494	A2	4/2005
WO	WO-2006095352	A2	9/2006
WO	WO-2009154787	A2	12/2009

OTHER PUBLICATIONS

Decision Denying Institution of Inter Partes Review dated Mar. 30, 2016 of U.S. Pat. No. 7,854,310. IPR Case No. IPR2016-00068.
 Decision Denying Inter Partes Review dated Apr. 1, 2016 of U.S. Pat. No. 8,595,054. IPR Case No. IPR2016-00069. 1:1.
 Decision Denying Inter Partes Review dated Apr. 1, 2016 of U.S. Pat. No. 8,595,054. IPR Case No. IPR2016-00070.
 Decision Instituting Inter Partes Review dated Mar. 30, 2016 of U.S. Pat. No. 7,854,310. IPR Case No. IPR2016-00067.

Fidelman. Time's Running Out for Parking Meters at Present Locations: \$270,000 Cited as Replacement Cost. City Employees Who Ticket Motorists Find Electronic Meters Unsuitable. The Gazette, Final Edition, Montreal, Quebec, Canada, Nov. 12, 2002, p. A7.

Flatley. In San Francisco, Hackers Park for Free. Read filed under Misc. Gadgets, downloaded from www.engadget.com website on May 3, 2010, originally posted on Jul. 31, 2009, 5 pages.

Howland. How M2M Maximizes Denver's Revenue. Field TechnologiesOnline.com, Oct. 2011, pp. 9-12 [online] [retrieved Mar. 5, 2013], Retrieved from <http://www.fieldtechnologiesonline.com/doc.mvc/How-M2M-Maximizes-Denvers-Revenue-0001>.

Meter Solutions, Single-Space Meters brochure, downloaded from www.duncansolutions.com website, revised Apr. 2006, 2 pages.

PCT/IB2006/054574 International Preliminary Report on Patentability dated Mar. 10, 2009.

PCT/IB2006/054574 International Search Report dated Oct. 27, 2008.

PCT/US2010/047906 International Preliminary Report on Patentability dated Mar. 6, 2012.

PCT/US2010/047906 International Search Report dated Mar. 30, 2011.

PCT/US2010/047907 International Preliminary Report on Patentability dated Mar. 15, 2012.

PCT/US2010/047907 International Search Report dated Apr. 26, 2011.

PCT/US2012/048190 International Search Report dated Jan. 22, 2013.

Petition for Inter Partes Review of U.S. Pat. No. 7,854,310. IPR Case No. IPR2016-00067, filed Oct. 22, 2015.

Petition for Inter Partes Review of U.S. Pat. No. 7,854,310. IPR Case No. IPR2016-00068, filed Oct. 22, 2015.

Petition for Inter Partes Review of U.S. Pat. No. 8,595,054. IPR Case No. IPR2016-00069, filed Oct. 22, 2015.

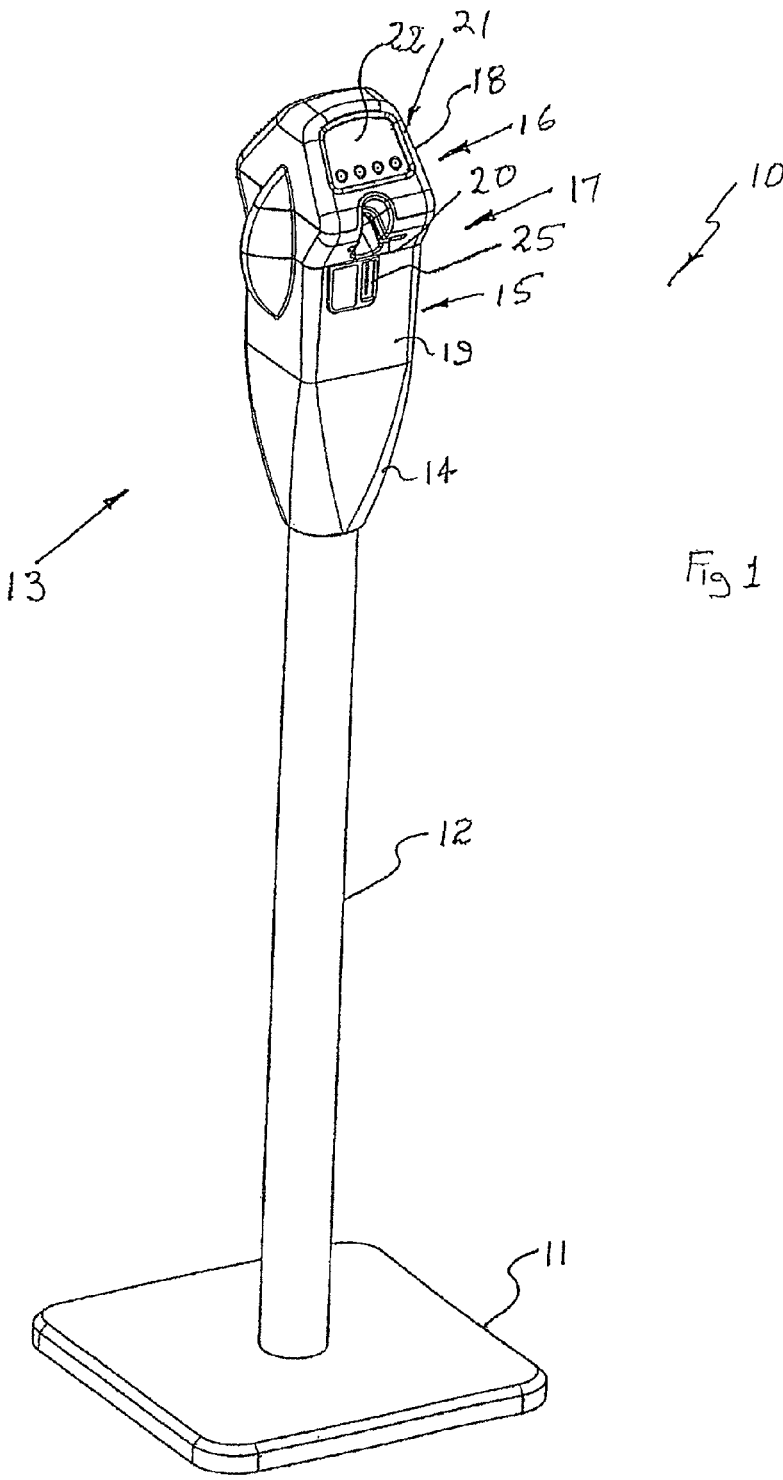
Petition for Inter Partes Review of U.S. Pat. No. 8,595,054. IPR Case No. IPR2016-00070, filed Oct. 22, 2015.

Spyker et al. Predicting Capacitor Run Time for a Battery/Capacitor Hybrid Source. Power Electronic Drives and Energy Systems for Industrial Growth. 1998. Proceedings. 1998 IEEE International Conference, pp. 809-814.

Tung. Design of an advanced on-street parking meter. RIT Scholar Works. Thesis/Dissertation Collections (2001).

Final Written Decision of U.S. Pat. No. 7,854,310. IPR Case No. IPR2016-00067 dated Mar. 27, 2017, (19 pages).

* cited by examiner



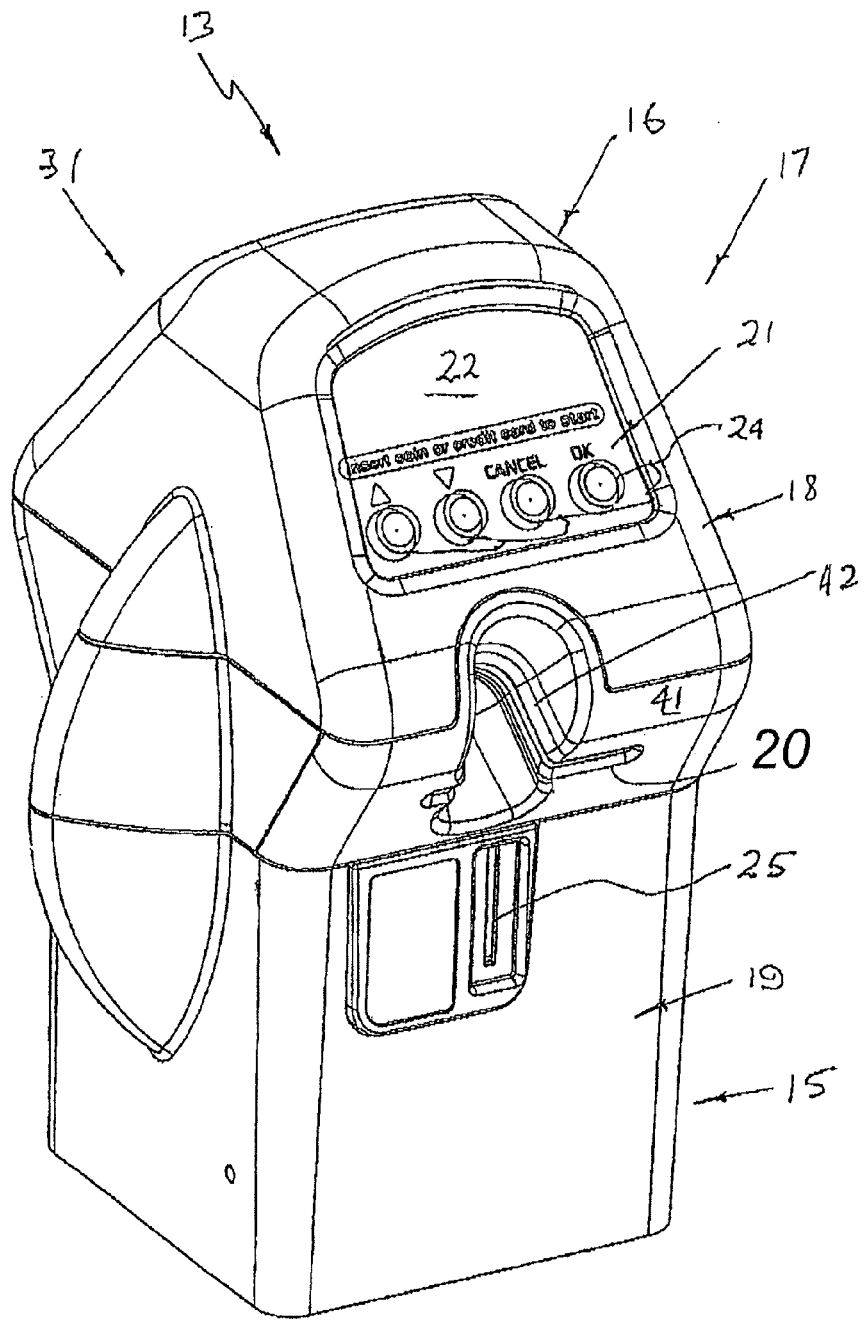
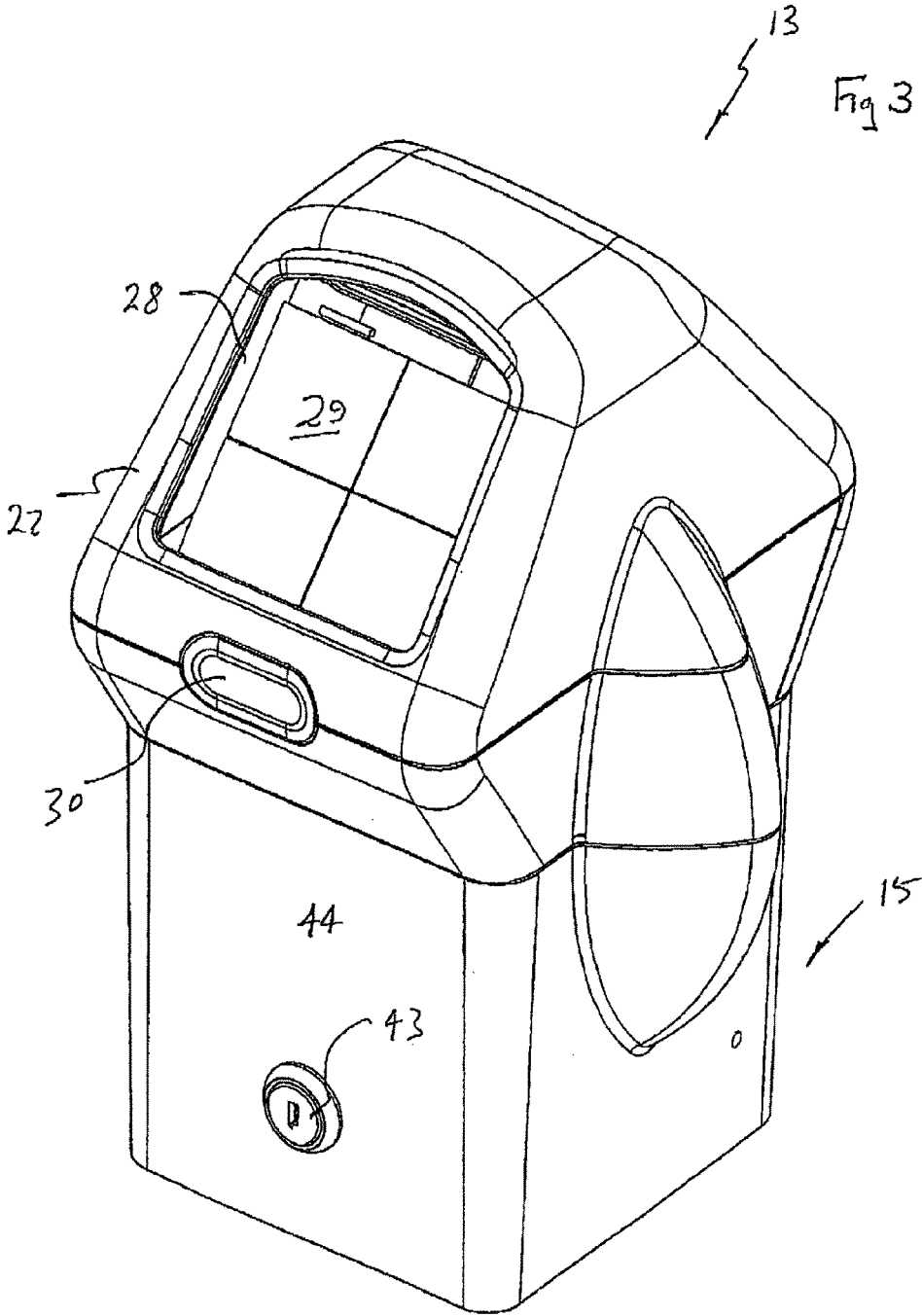
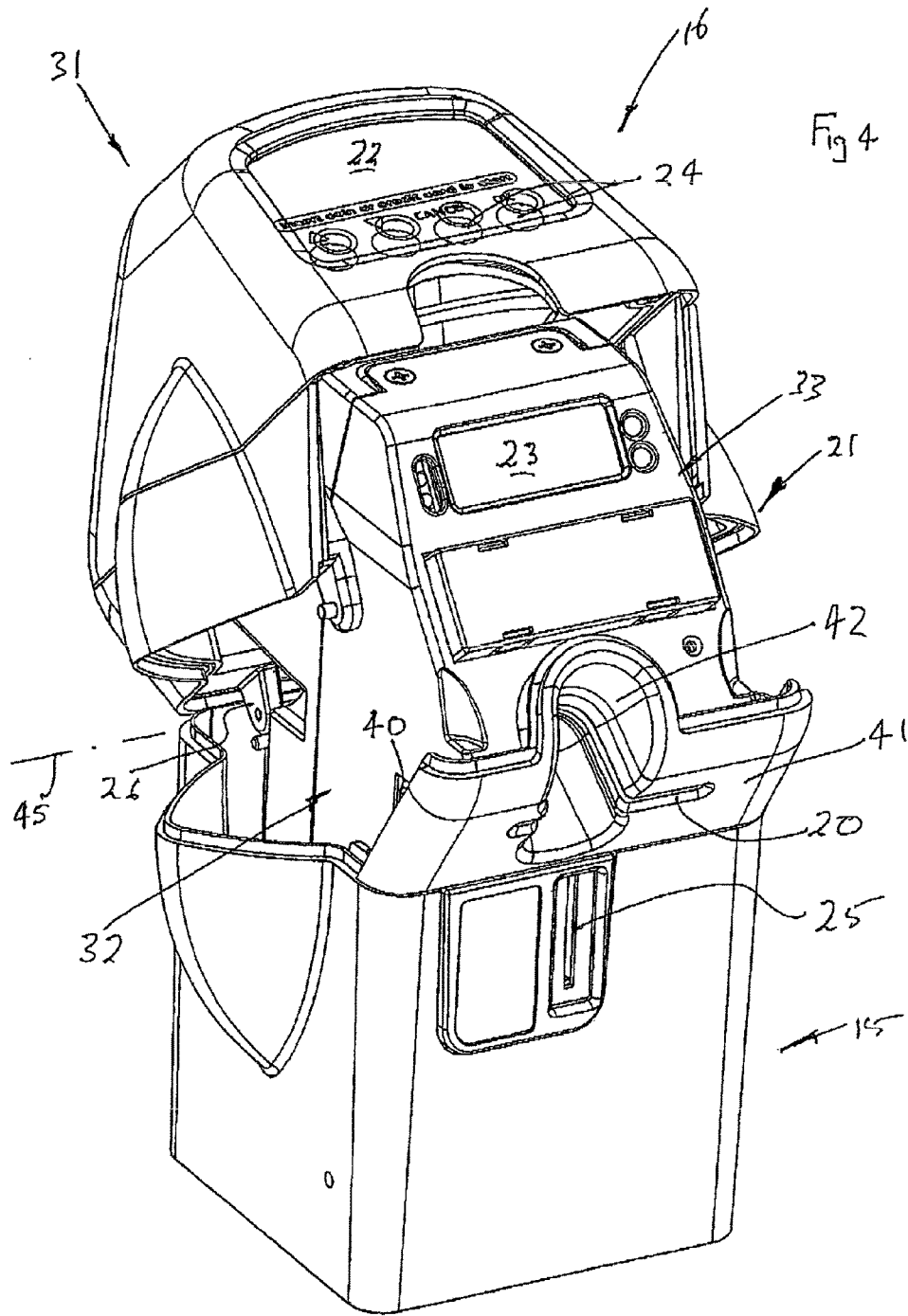
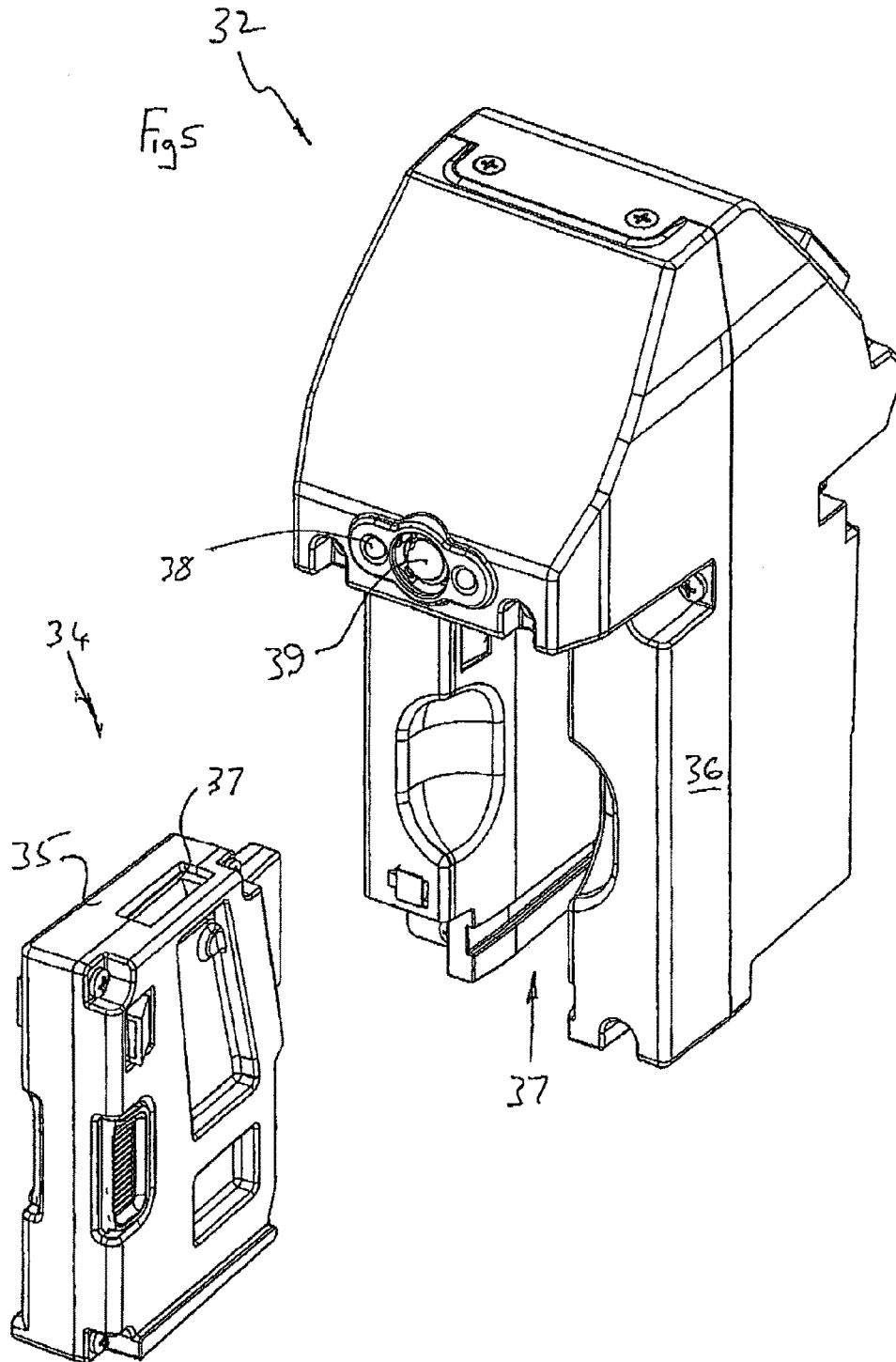


FIG 2







PARKING METER**CROSS-REFERENCES TO RELATED APPLICATIONS**

This application is a continuation of U.S. patent application Ser. No. 14/698,806, filed Apr. 28, 2015, which is a continuation of U.S. patent application Ser. No. 14/059,260, filed Oct. 21, 2013, which is a continuation application of U.S. patent application Ser. No. 12/973,109, filed Dec. 20, 2010, now U.S. Pat. No. 8,590,687, issued Nov. 26, 2013, which is a continuation of U.S. patent application Ser. No. 12/072,524, filed Feb. 27, 2008, now U.S. Pat. No. 7,854,310, issued Dec. 21, 2010, which claims priority to Australian Patent Application 2007900999, filed Feb. 27, 2007. The disclosures of these applications are hereby incorporated by reference, as if set forth in full in this document, for all purposes.

TECHNICAL FIELD

The present invention relates to parking meters and more particularly to electrically powered parking meters.

BACKGROUND OF THE INVENTION

Parking meters initially were coin operated. They were known to consist of a module to be fixed to a post having a lower end embedded in a ground surface typically adjacent a kerb adjacent which vehicles were to be parked. The parking meters were operated by inserting a coin and then turning a knob to activate a "clock" mechanism. When a certain period had expired, the parking meter would display a sign indicating the parking period had expired.

The above mentioned parking meters had a number of disadvantages including complexity of the working mechanisms, unreliability in respect of coins jamming and not being well adapted to provide a range of parking times and costs in respect thereof. A still further disadvantage is that they were restricted to coin operation.

OBJECT OF THE INVENTION

It is the object of the present invention to overcome or substantially ameliorate at least one of the above disadvantages.

SUMMARY OF THE INVENTION

There is disclosed herein a parking meter including:

- a coin sensor;
- a card reader;

an electronic device electrically connected to the sensor and reader so as to receive information electronically therefrom, a display to provide information visually, a telephone connection to provide receiving information in respect of a card used in respect of said card reader, and connections for at least one rechargeable battery to power the reader, sensor and device; and

a solar cell operatively associated with said connections to charge said battery;

- a body having;

a front face having a coin slot into which coins are inserted for delivery to the sensor and then the coin storage facility;

a card slot into which a card is inserted to be read by said reader, and a rear face providing a window via which said solar cell is exposed to light, and providing visual access to said display.

5 Preferably, said meter includes an indicator to provide an indication whether a parking period has expired.

Preferably, said indicator is adjacent or at said rear face.

10 Preferably, said meter is adapted to be fixed to a post fixed to a ground surface, with said body including a set of panels to be fixed relative to said post, and a cover panel pivotally attached to the panel set for pivoting movement about a generally horizontal axis between a closed position and an open position.

15 Preferably, said meter includes controls at said front face via which a user can operate the parking meter.

Preferably, said coin sensor, said card reader, said device and said control panel are a module removable as an assembly from within said body.

20 Preferably, said module includes a body, and said coin sensor is a coin validator unit removably located in said body.

Preferably, said telephone is a mobile (cellular) telephone.

25 Preferably, said front face and rear face converge upwardly.

BRIEF DESCRIPTION OF THE DRAWINGS

A preferred form of the present invention will now be described by way of example with reference to the accompanying drawings wherein:

30 FIG. 1 is a schematic isometric view of a parking meter assembly;

35 FIG. 2 is a schematic front isometric view of a parking meter employed in the assembly of FIG. 1;

FIG. 3 is a schematic rear isometric view of the parking meter of FIG. 2;

40 FIG. 4 is a schematic front isometric view of the parking meter of FIG. 2 with a top panel pivoted to an open position; and

FIG. 5 is a schematic rear isometric view of a module of the parking meter of FIG. 2.

DETAILED DESCRIPTION OF THE PREFERRED EMBODIMENT

45 In the accompanying drawings there is schematically depicted a parking meter assembly **10**. The assembly **10** includes a base **11** that would be fixed to or embedded in a ground surface, typically adjacent the kerb at which a car is to be parked. Attached to the base and extending upwardly therefrom is a post **12** to the upper end of which there is attached a parking meter **13**. The parking meter **13** includes a lower skirt **14** that is to be fixed to the post **12**, an intermediate panel set **15**, and a cover panel **16** pivotally mounted relative to the panel set **15**. The cover panel **16** and panel set **15** provide a front face **17** having front face portions **18** and **19**. The front face **17** includes a coin slot **25**, a card slot **20** and a control panel **21**. The control panel **21** includes a window **22**, and buttons **24** that are manipulated by a user to operate the parking meter **13**. The window **22** provides a user with means of viewing a screen **23** via which information is conveyed to the user. The information typically would include date, time and when the parking period is to expire and perhaps further information such as when the parking meter **13** is operable, information in respect of card use and cost.

The cover panel 16 is pivotally attached to the panel set 15 by means of a pivot 26 providing a generally horizontal pivot axis 45 that is generally normal to the post 12. The cover panel 16 is pivotally movable through an acute angle from the closed position as shown in FIGS. 1 and 2, to the open position shown in FIG. 4. In an alternative form, the panel 16 may be slidably attached.

The rear of the parking meter 13 includes a rear face 27 as part of the cover panel 16. The rear face 27 includes a window aperture 28 that receives a panel that provides for the transmission of light to a solar panel 29. The front face portion 18 and rear face 27 converge upwardly so that they are both inclined by acute angles to the horizontal.

At or adjacent the rear face 27 is an indicator 30 that can be viewed easily by a parking ranger moving past the meter 10, the indicator 30 providing an indication in respect of whether a parking period has expired.

When mounted adjacent a kerb separating a footpath from a roadway, the rear face 27 would face the adjacent roadway and the front face 17 away from the roadway so that a user would be standing on the footpath and facing their vehicle when operating the meter 13.

The panel set 15 and cover panel 16 provide a housing 31 within which a module 32 is located. The module 32 includes an electronic device 33 that incorporates the screen 23. The module 32 particularly includes a coin sensor 34 in the form of a coin validator 35. The coin validator 35 is received within a slot 37 of the body 36 of the module 32. Typically the coin validator 35 would provide a passage 37 through which coins would move to be "counted" and validated for the purposes of the coin validator 35 providing a signal in respect of whether appropriate coins have been delivered to the slot 25. Accordingly, the passage 37 would communicate with the slot 25 so as to receive coins therefrom. Once passing through the coin validator 35, the coins are delivered to a coin receptacle than can be cleared. The coin receptacle is located behind the skirt 14 which preferably has a door to provide for access to the coin receptacle. The coin validator 35 is provided as a unit and is removable from the module 32, when the module 32 is removed from within the housing 31.

The module 32 is also provided with a light (LED) 38 and/or colour disk 39 that are operated to provide an indication in respect of whether a parking period has expired. The light 38 and/or disk 39 are part of the indicator 30 and can be seen by the parking ranger. Typically the disk 39 would be pivotally mounted and would be "flipped" to be black or red, the red indicating that a parking period has expired.

Located immediately behind the slot 20 is a card reader 40 that would read the magnetic strip (or other information providing device) on a credit or debit card.

The coin validator 35 and card reader 40 are electrically linked to the control panel 21 to provide information therefor in respect of whether payment has been made.

Preferably, the device 33 would include a mobile (cellular) phone link so that information may be conveyed and received in respect of a credit or debit card read by the card reader 40. The device 33 may also include a power supply (battery), an IR port and LED status indicators.

Preferably, the slot 20 is located in a plane that is inclined to the horizontal by an acute angle so that the slot 20 slopes downwardly to an inclined surface 41 being part of the front face 17. The surface 41 is downwardly facing so as to protect the slot 20 from water penetration. The surface 41 is also provided with a recess 42 enabling a user's fingers to hold the card while "swiping" card through the slot 20.

A key operated lock 43 is located in a rear panel 44 of the panel set 15, the lock 43 being operable to release the cover panel 16 when appropriate key is used.

What is claimed is:

1. A parking meter including:
 - a housing defining an interior;
 - a cover configured to moveably attach to the housing by an attachment element requiring a sliding motion and a pivoting motion to attach the cover to the housing, the cover comprising a first window;
 - an electronic device configured to be removably received by the housing, the electronic device comprising:
 - a card reader that reads a card for making payment;
 - a screen to provide information visually;
 - a communication connection to provide information for a card used to make payment via said card reader;
 - connections for at least one rechargeable battery; and
 - a solar cell operatively associated with said connections to charge said battery;
 - wherein the screen of the electronic device is visible through the first window of the cover panel when the electronic device is received by the housing.
2. The parking meter of claim 1, wherein said meter includes an indicator to provide an indication whether a parking period has expired.
3. The parking meter of claim 2, wherein said indicator is adjacent or at said rear face.
4. The parking meter of claim 1, wherein said meter is adapted to be fixed to a post fixed to a ground surface, with an intermediate panel set comprising a set of panels to be fixed relative to said post.
5. The parking meter of claim 1, wherein said card reader, said electronic device and said screen are a module removable as an assembly from within said housing.
6. The parking meter of claim 1, wherein said communication connection is a mobile (cellular) telephone connection.
7. The parking meter of claim 1, further including a second window which said solar cell is exposed to light.
8. The parking meter of claim 1, wherein said card reader slopes downwardly.

* * * * *